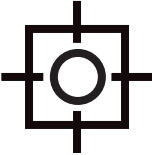


Nissan NV2500 (1500)

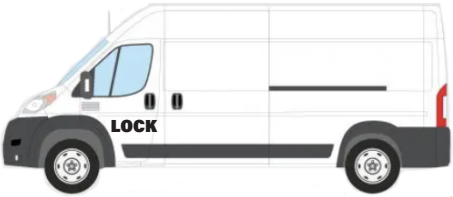
Front Cab Door "driver-side"

Align this edge of the template with the edge of the door.


Mark this spot for drilling the 7/8" housing hole.



TEMPLATE GUIDE
Vehicle: Nissan 2500
Door: Front Cab Door
"driver-side"



8/2023



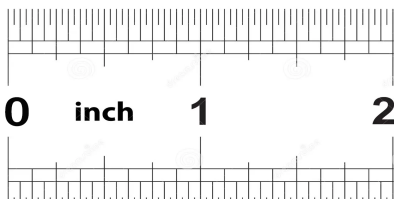
CUT ALONG
DASHED LINES



Front Cab Door
"driver-side"
Housing Location



Front Cab Door
"driver-side"
Strike Plate Location
B-Pillar



The templates are provided as a guide to help with the installation process. Once the template is printed, measure the 2-inch ruler on the printed page to ensure it is in the correct proportion. The templates were created based on late-model vans and may not fit your vehicle. We encourage you to review the provided photos of your specific van on our website. Be sure to measure twice and drill once, but only after checking that there are no obstructions behind the drilling location. Thunderbolt Locks, Inc. takes no responsibility for drilling holes in the wrong locations or for unforeseen damage. Only use the templates if you understand and are in agreement.