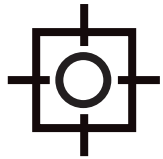
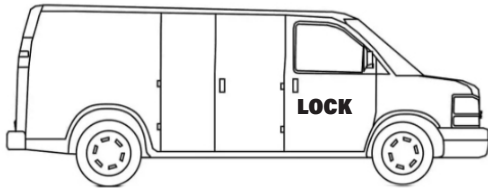


Chevy Express

TEMPLATE GUIDE
Vehicle: Chevy Express

Door: Front Cab Door
"passenger-side"



Mark this spot for drilling
the 7/8" housing hole.

Align this edge of the template with the edge of the door.

Front Cab Door
"passenger-side"



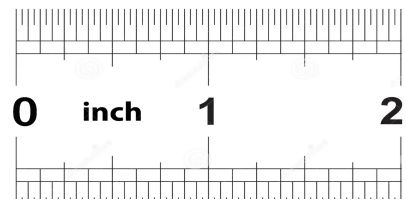
Front Cab Door
"passenger-side"
Housing Location



Front Cab Door
"passenger-side"
Raised Strike Bracket
Location B-Pillar



CUT ALONG
DASHED LINES



The templates are provided as a guide to help with the installation process. Once the template is printed, measure the 2-inch ruler on the printed page to ensure it is in the correct proportion. The templates were created based on late-model vans and may not fit your vehicle. We encourage you to review the provided photos of your specific van on our website. Be sure to measure twice and drill once, but only after checking that there are no obstructions behind the drilling location. Thunderbolt Locks, Inc. takes no responsibility for drilling holes in the wrong locations or for unforeseen damage. Only use the templates if you understand and are in agreement.