







CHEVY EXPRESS VAN LCR INSTALLATION


NOTE: We do not guarantee accuracy of wire identification this is only a guide and you must test your van's wires.



RED: 12v+ Ignition/Accessory (Key-on Power Only)
BLACK: Chasis Metal Ground
WHITE: Cut Side of Door Unlock Wire (either)
WHITE: Cut Side of Door Unlock Wire (either)
FUSE: Add Inline to the RED Ignition wire



Always test your wires to be certain to locate the ignition wire. The ignition wire on this example van is green.



CUT ORANGE/BLACK (Stripe) and Connect to WHITE Wires

Tap RED and BLACK Wires into Black and Green Switch Wires